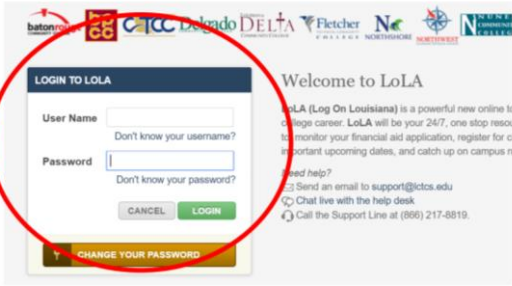
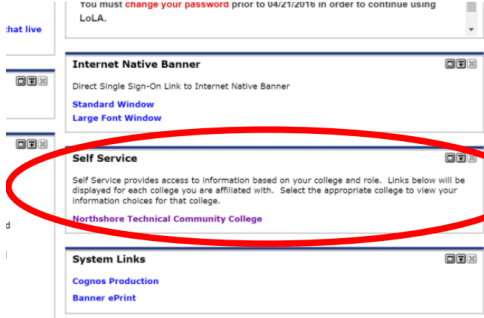
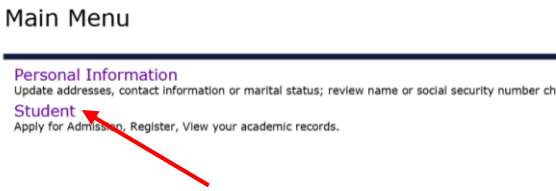
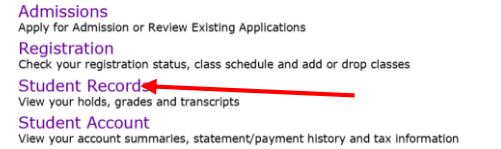
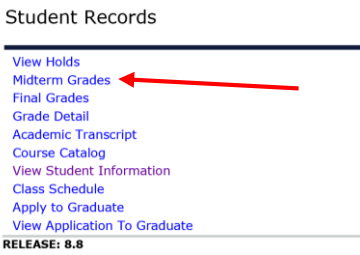
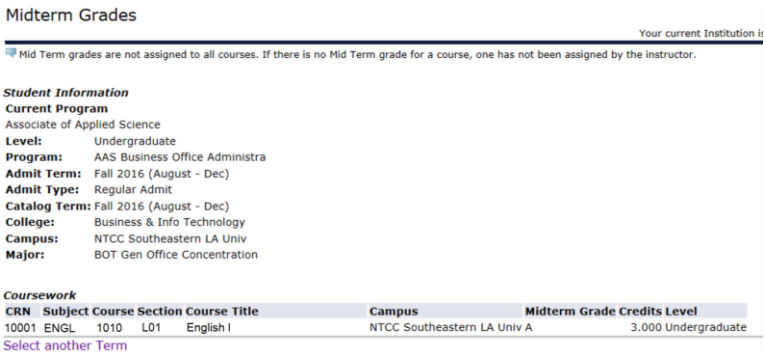


How to View Mid-Term Grades in LoLA

<p>Step 1: Log Into LoLA</p> 	<p>Step 2: Click on “Northshore Technical Community College” in the “Self Service” section.</p> 
<p>Step 3: Click “Student”:</p> 	<p>Step 4: Click “Student Records”:</p> 
<p>Step 5: Click “Midterm Grades”:</p> 	<p>Step 6: Review mid-term grades posted at the bottom of the screen.*</p> 

*If you see that a mid-term grade is listed as “SH” or is blank, a mid-term grade has not been posted for this course (please contact your instructor to inquire about your mid-term grade).