

2014 Campus Safety and Security Survey

Institution: Northshore Technical Community College-Sullivan Campus (160667001)
User ID: C1606671

Screening Questions

Please answer these questions carefully. The answers you provide will determine which screens you will be asked to complete for this data collection.

1. Does your institution provide On-campus Student Housing Facilities?

No.

Yes. (If Yes is selected, you must enter the number of student housing facilities below and enter Fire Statistics for each facility.)

Number of On-campus Student Housing Facilities:

2. Does your institution have any noncampus buildings or properties?

Yes

No

3. Have you combined statistics that you received from the local or state police with your institution statistics for this report? If you answer No to this question, you will be asked to provide the data you received from the local and state police separately.

Yes. Local and/or state law enforcement agencies provided us with statistics that we are combining with statistics collected by our campus security authorities.

No. We are not combining the statistics because we cannot determine whether the statistics we obtained from local and/or state law enforcement agencies are for on-campus incidents or public property incidents.

Not available. We cannot determine if the statistics we obtained from local and/or state law enforcement agencies are for our Clery geography.

Not available. We made a good-faith effort to obtain statistics from local and/or state law enforcement agencies, but the agencies did not comply with our request.

Criminal Offenses - On campus

For each of the following criminal offenses, enter the number reported to have occurred On Campus.

Criminal offense	Total occurrences On campus		
	2011	2012	2013
a. <u>Murder/Non-negligent manslaughter</u>	0	0	0
b. <u>Negligent manslaughter</u>	0	0	0
c. <u>Sex offenses - Forcible</u>	0	0	0
d. <u>Sex offenses - Non-forcible</u>	0	0	0
Incest	0	0	0
Statutory rape	0	0	0
e. <u>Robbery</u>	0	0	0
f. <u>Aggravated assault</u>	0	0	0
g. <u>Burglary</u>	0	0	0
h. <u>Motor vehicle theft</u> (Do not include theft <i>from</i> a motor vehicle)	0	1	0
i. <u>Arson</u>	0	0	0

Caveat:
 If you have changed prior years' data, you must add a caveat explaining the change. Use the following format: "For (YEAR), Line (X) was changed from (A) to (B) because (REASON)."

Criminal Offenses - Public Property

For each of the following criminal offenses, enter the number reported to have occurred on Public Property.

Criminal offense	Total occurrences on Public Property		
	2011	2012	2013
a. <u>Murder/Non-negligent manslaughter</u>	0	0	0
b. <u>Negligent manslaughter</u>	0	0	0
c. <u>Sex offenses - Forcible</u>	0	0	0
d. <u>Sex offenses - Non-forcible</u>	0	0	0
Incest	0	0	0
Statutory rape	0	0	0
e. <u>Robbery</u>	0	0	0
f. <u>Aggravated assault</u>	0	0	0
g. <u>Burglary</u>	0	0	0
h. <u>Motor vehicle theft</u> (Do not include theft <i>from</i> a motor vehicle)	0	0	0
i. <u>Arson</u>	0	0	0

Caveat:

If you have changed prior years' data, you must add a caveat explaining the change. Use the following format: "For (YEAR), Line (X) was changed from (A) to (B) because (REASON)."

Hate Crimes - On campus

For the criminal offenses listed below, first enter the total number of Hate Crimes that were reported to have occurred On campus. Then break down each total by category of bias (e.g., race, religion).

Criminal offense	Occurrences of Hate crimes						
	2013 Total	Category of Bias for crimes reported in 2013					
		Race	Religion	Sexual orientation	Gender	Disability	Ethnicity/ National origin
a. <u>Murder/ Non-negligent manslaughter</u>	0	0	0	0	0	0	0
b. <u>Negligent manslaughter</u>							
c. <u>Sex offenses - Forcible</u>	0	0	0	0	0	0	0
d. <u>Sex offenses - Non-forcible</u>	0	0	0	0	0	0	0
Incest	0	0	0	0	0	0	0
Statutory rape	0	0	0	0	0	0	0
e. <u>Robbery</u>	0	0	0	0	0	0	0
f. <u>Aggravated assault</u>	0	0	0	0	0	0	0
g. <u>Burglary</u>	0	0	0	0	0	0	0
h. <u>Motor vehicle theft</u> (Do not include theft from a motor vehicle)	0	0	0	0	0	0	0
i. <u>Arson</u>	0	0	0	0	0	0	0
j. <u>Simple assault</u>	0	0	0	0	0	0	0
k. <u>Larceny-theft</u>	0	0	0	0	0	0	0
l. <u>Intimidation</u>	0	0	0	0	0	0	0
m. <u>Destruction/damage/ vandalism of property</u>	0	0	0	0	0	0	0

Criminal offense	Occurrences of Hate crimes						
	2012 Total	Category of Bias for crimes reported in 2012					
		Race	Religion	Sexual orientation	Gender	Disability	Ethnicity/ National origin
a. <u>Murder/ Non-negligent manslaughter</u>	0	0	0	0	0	0	0
b. <u>Negligent manslaughter</u>							
c. <u>Sex offenses - Forcible</u>	0	0	0	0	0	0	0
d. <u>Sex offenses - Non-forcible</u>	0	0	0	0	0	0	0
Incest	0	0	0	0	0	0	0
Statutory rape	0	0	0	0	0	0	0
e. <u>Robbery</u>	0	0	0	0	0	0	0
f. <u>Aggravated assault</u>	0	0	0	0	0	0	0
g. <u>Burglary</u>	0	0	0	0	0	0	0
h. <u>Motor vehicle theft</u> (Do not include theft from a motor vehicle)	0	0	0	0	0	0	0
i. <u>Arson</u>	0	0	0	0	0	0	0
j. <u>Simple assault</u>	0	0	0	0	0	0	0
k. <u>Larceny-theft</u>	0	0	0	0	0	0	0
l. <u>Intimidation</u>	0	0	0	0	0	0	0
m. <u>Destruction/damage/ vandalism of property</u>	0	0	0	0	0	0	0

Criminal offense	Occurrences of Hate crimes						
	2011 Total	Category of Bias for crimes reported in 2011					
		Race	Religion	Sexual orientation	Gender	Disability	Ethnicity/ National origin
a. <u>Murder/ Non-negligent manslaughter</u>	0	0	0	0	0	0	0
b. <u>Negligent manslaughter</u>							
c. <u>Sex offenses - Forcible</u>	0	0	0	0	0	0	0
d. <u>Sex offenses - Non-forcible</u>	0	0	0	0	0	0	0
Incest	0	0	0	0	0	0	0
Statutory rape	0	0	0	0	0	0	0
e. <u>Robbery</u>	0	0	0	0	0	0	0
f. <u>Aggravated assault</u>	0	0	0	0	0	0	0

g. <u>Burglary</u>	0	0	0	0	0	0	0
h. <u>Motor vehicle theft</u>	0	0	0	0	0	0	0
i. <u>Arson</u>	0	0	0	0	0	0	0
j. <u>Simple assault</u>	0	0	0	0	0	0	0
k. <u>Larceny-theft</u>	0	0	0	0	0	0	0
l. <u>Intimidation</u>	0	0	0	0	0	0	0
m. <u>Destruction/damage/ vandalism of property</u>	0	0	0	0	0	0	0

Caveat:

If you have changed prior years' data, you must add a caveat explaining the change. Use the following format: "For (YEAR), Line (X) was changed from (A) to (B) because (REASON)."

Hate Crimes - Public Property

For the criminal offenses listed below, first enter the total number of Hate Crimes that were reported to have occurred on Public Property. Then break down each total by category of bias (e.g., race, religion).

Criminal offense	Occurrences of Hate crimes						
	2013 Total	Category of Bias for crimes reported in 2013					
		Race	Religion	Sexual orientation	Gender	Disability	Ethnicity/ National origin
a. <u>Murder/ Non-negligent manslaughter</u>	0	0	0	0	0	0	0
b. <u>Negligent manslaughter</u>							
c. <u>Sex offenses - Forcible</u>	0	0	0	0	0	0	0
d. <u>Sex offenses - Non-forcible</u>	0	0	0	0	0	0	0
Incest	0	0	0	0	0	0	0
Statutory rape	0	0	0	0	0	0	0
e. <u>Robbery</u>	0	0	0	0	0	0	0
f. <u>Aggravated assault</u>	0	0	0	0	0	0	0
g. <u>Burglary</u>	0	0	0	0	0	0	0
h. <u>Motor vehicle theft</u> (Do not include theft from a motor vehicle)	0	0	0	0	0	0	0
i. <u>Arson</u>	0	0	0	0	0	0	0
j. <u>Simple assault</u>	0	0	0	0	0	0	0
k. <u>Larceny-theft</u>	0	0	0	0	0	0	0
l. <u>Intimidation</u>	0	0	0	0	0	0	0
m. <u>Destruction/damage/ vandalism of property</u>	0	0	0	0	0	0	0

Criminal offense	Occurrences of Hate crimes						
	2012 Total	Category of Bias for crimes reported in 2012					
		Race	Religion	Sexual orientation	Gender	Disability	Ethnicity/ National origin
a. <u>Murder/ Non-negligent manslaughter</u>	0	0	0	0	0	0	0
b. <u>Negligent manslaughter</u>							
c. <u>Sex offenses - Forcible</u>	0	0	0	0	0	0	0
d. <u>Sex offenses - Non-forcible</u>	0	0	0	0	0	0	0
Incest	0	0	0	0	0	0	0
Statutory rape	0	0	0	0	0	0	0
e. <u>Robbery</u>	0	0	0	0	0	0	0
f. <u>Aggravated assault</u>	0	0	0	0	0	0	0
g. <u>Burglary</u>	0	0	0	0	0	0	0
h. <u>Motor vehicle theft</u> (Do not include theft from a motor vehicle)	0	0	0	0	0	0	0
i. <u>Arson</u>	0	0	0	0	0	0	0
j. <u>Simple assault</u>	0	0	0	0	0	0	0
k. <u>Larceny-theft</u>	0	0	0	0	0	0	0
l. <u>Intimidation</u>	0	0	0	0	0	0	0
m. <u>Destruction/damage/ vandalism of property</u>	0	0	0	0	0	0	0

Criminal offense	Occurrences of Hate crimes						
	2011 Total	Category of Bias for crimes reported in 2011					
		Race	Religion	Sexual orientation	Gender	Disability	Ethnicity/ National origin
a. <u>Murder/ Non-negligent manslaughter</u>	0	0	0	0	0	0	0
b. <u>Negligent manslaughter</u>							
c. <u>Sex offenses - Forcible</u>	0	0	0	0	0	0	0
d. <u>Sex offenses - Non-forcible</u>	0	0	0	0	0	0	0
Incest	0	0	0	0	0	0	0
Statutory rape	0	0	0	0	0	0	0
e. <u>Robbery</u>	0	0	0	0	0	0	0
f. <u>Aggravated assault</u>	0	0	0	0	0	0	0

g. <u>Burglary</u>	0	0	0	0	0	0	0
h. <u>Motor vehicle theft</u>	0	0	0	0	0	0	0
i. <u>Arson</u>	0	0	0	0	0	0	0
j. <u>Simple assault</u>	0	0	0	0	0	0	0
k. <u>Larceny-theft</u>	0	0	0	0	0	0	0
l. <u>Intimidation</u>	0	0	0	0	0	0	0
m. <u>Destruction/damage/ vandalism of property</u>	0	0	0	0	0	0	0

Caveat:

If you have changed prior years' data, you must add a caveat explaining the change. Use the following format: "For (YEAR), Line (X) was changed from (A) to (B) because (REASON)."

Arrests - On campus

Enter the number of Arrests for each of the following crimes that occurred On Campus.

Do NOT include drunkenness or driving under the influence in Liquor law violations.

Crime	Number of Arrests		
	2011	2012	2013
a. <u>Weapons: carrying, possessing, etc.</u>	0	0	0
b. <u>Drug abuse violations</u>	0	0	0
c. <u>Liquor law violations</u>	0	0	0

Caveat:

If you have changed prior years' data, you must add a caveat explaining the change. Use the following format: "For (YEAR), Line (X) was changed from (A) to (B) because (REASON)."

Arrests - Public Property

Enter the number of Arrests for each of the following crimes that occurred on Public Property.

Do NOT include drunkenness or driving under the influence in Liquor law violations.

Crime	Number of Arrests		
	2011	2012	2013
a. <u>Weapons: carrying, possessing, etc.</u>	0	0	0
b. <u>Drug abuse violations</u>	0	0	0
c. <u>Liquor law violations</u>	0	0	0

Caveat:

If you have changed prior years' data, you must add a caveat explaining the change. Use the following format: "For (YEAR), Line (X) was changed from (A) to (B) because (REASON)."

Disciplinary Actions - On Campus

Enter the number of persons referred for disciplinary action for crimes that occurred On Campus for each of the following categories.

Do not include disciplinary actions that were strictly for school policy violations.

If the disciplinary action is the result of an arrest, please do not count it here; count the violation as 1 arrest.

Do NOT include drunkenness or driving under the influence in Liquor law violations.

Crime	Number of persons referred for Disciplinary Action		
	2011	2012	2013
a. <u>Weapons: carrying, possessing, etc.</u>	0	0	0
b. <u>Drug abuse violations</u>	0	0	0
c. <u>Liquor law violations</u>	0	0	0

Caveat:

If you have changed prior years' data, you must add a caveat explaining the change. Use the following format: "For (YEAR), Line (X) was changed from (A) to (B) because (REASON)."

Disciplinary Actions - Public Property

Enter the number of persons referred for disciplinary action for crimes that occurred on Public Property for each of the following categories.

Do not include disciplinary actions that were strictly for school policy violations.


If the disciplinary action is the result of an arrest, please do not count it here; count the violation as 1 arrest.

Do NOT include drunkenness or driving under the influence in Liquor law violations.

Crime	Number of persons referred for Disciplinary Action		
	2011	2012	2013
a. <u>Weapons: carrying, possessing, etc.</u>	0	0	0
b. <u>Drug abuse violations</u>	0	0	0
c. <u>Liquor law violations</u>	0	0	0

Caveat:

If you have changed prior years' data, you must add a caveat explaining the change. Use the following format: "For (YEAR), Line (X) was changed from (A) to (B) because (REASON)."



2014 Campus Safety and Security Survey

Institution: Hammond Campus (160667002)

User ID: C1606671

Screening Questions

Please answer these questions carefully. The answers you provide will determine which screens you will be asked to complete for this data collection.

1. Does your institution provide On-campus Student Housing Facilities?

No.

Yes. (If Yes is selected, you must enter the number of student housing facilities below and enter Fire Statistics for each facility.)

Number of On-campus Student Housing Facilities:

2. Does your institution have any noncampus buildings or properties?

Yes

No

3. Have you combined statistics that you received from the local or state police with your institution statistics for this report? If you answer No to this question, you will be asked to provide the data you received from the local and state police separately.

Yes. Local and/or state law enforcement agencies provided us with statistics that we are combining with statistics collected by our campus security authorities.

No. We are not combining the statistics because we cannot determine whether the statistics we obtained from local and/or state law enforcement agencies are for on-campus incidents or public property incidents.

Not available. We cannot determine if the statistics we obtained from local and/or state law enforcement agencies are for our Clery geography.

Not available. We made a good-faith effort to obtain statistics from local and/or state law enforcement agencies, but the agencies did not comply with our request.

Criminal Offenses - On campus

For each of the following criminal offenses, enter the number reported to have occurred On Campus.

Criminal offense	Total occurrences On campus		
	2011	2012	2013
a. <u>Murder/Non-negligent manslaughter</u>	0	0	0
b. <u>Negligent manslaughter</u>	0	0	0
c. <u>Sex offenses - Forcible</u>	0	0	0
d. <u>Sex offenses - Non-forcible</u>	0	0	0
Incest	0	0	0
Statutory rape	0	0	0
e. <u>Robbery</u>	0	0	0
f. <u>Aggravated assault</u>	0	0	0
g. <u>Burglary</u>	0	0	0
h. <u>Motor vehicle theft</u> (Do not include theft <i>from</i> a motor vehicle)	0	0	0
i. <u>Arson</u>	0	0	0

Caveat:

If you have changed prior years' data, you must add a caveat explaining the change. Use the following format: "For (YEAR), Line (X) was changed from (A) to (B) because (REASON)."

Criminal Offenses - Public Property

For each of the following criminal offenses, enter the number reported to have occurred on Public Property.

Criminal offense	Total occurrences on Public Property		
	2011	2012	2013
a. <u>Murder/Non-negligent manslaughter</u>	0	0	0
b. <u>Negligent manslaughter</u>	0	0	0
c. <u>Sex offenses - Forcible</u>	0	0	0
d. <u>Sex offenses - Non-forcible</u>	0	0	0
Incest	0	0	0
Statutory rape	0	0	0
e. <u>Robbery</u>	0	0	0
f. <u>Aggravated assault</u>	0	0	0
g. <u>Burglary</u>	0	0	0
h. <u>Motor vehicle theft</u> (Do not include theft <i>from</i> a motor vehicle)	0	0	0
i. <u>Arson</u>	0	0	0

Caveat:

If you have changed prior years' data, you must add a caveat explaining the change. Use the following format: "For (YEAR), Line (X) was changed from (A) to (B) because (REASON)."

Hate Crimes - On campus

For the criminal offenses listed below, first enter the total number of Hate Crimes that were reported to have occurred On campus. Then break down each total by category of bias (e.g., race, religion).

Criminal offense	Occurrences of Hate crimes						
	2013 Total	Category of Bias for crimes reported in 2013					
		Race	Religion	Sexual orientation	Gender	Disability	Ethnicity/ National origin
a. <u>Murder/ Non-negligent manslaughter</u>	0	0	0	0	0	0	0
b. <u>Negligent manslaughter</u>							
c. <u>Sex offenses - Forcible</u>	0	0	0	0	0	0	0
d. <u>Sex offenses - Non-forcible</u>	0	0	0	0	0	0	0
Incest	0	0	0	0	0	0	0
Statutory rape	0	0	0	0	0	0	0
e. <u>Robbery</u>	0	0	0	0	0	0	0
f. <u>Aggravated assault</u>	0	0	0	0	0	0	0
g. <u>Burglary</u>	0	0	0	0	0	0	0
h. <u>Motor vehicle theft</u> (Do not include theft from a motor vehicle)	0	0	0	0	0	0	0
i. <u>Arson</u>	0	0	0	0	0	0	0
j. <u>Simple assault</u>	0	0	0	0	0	0	0
k. <u>Larceny-theft</u>	0	0	0	0	0	0	0
l. <u>Intimidation</u>	0	0	0	0	0	0	0
m. <u>Destruction/damage/ vandalism of property</u>	0	0	0	0	0	0	0

Criminal offense	Occurrences of Hate crimes						
	2012 Total	Category of Bias for crimes reported in 2012					
		Race	Religion	Sexual orientation	Gender	Disability	Ethnicity/ National origin
a. <u>Murder/ Non-negligent manslaughter</u>	0	0	0	0	0	0	0
b. <u>Negligent manslaughter</u>							
c. <u>Sex offenses - Forcible</u>	0	0	0	0	0	0	0
d. <u>Sex offenses - Non-forcible</u>	0	0	0	0	0	0	0
Incest	0	0	0	0	0	0	0
Statutory rape	0	0	0	0	0	0	0
e. <u>Robbery</u>	0	0	0	0	0	0	0
f. <u>Aggravated assault</u>	0	0	0	0	0	0	0
g. <u>Burglary</u>	0	0	0	0	0	0	0
h. <u>Motor vehicle theft</u> (Do not include theft from a motor vehicle)	0	0	0	0	0	0	0
i. <u>Arson</u>	0	0	0	0	0	0	0
j. <u>Simple assault</u>	0	0	0	0	0	0	0
k. <u>Larceny-theft</u>	0	0	0	0	0	0	0
l. <u>Intimidation</u>	0	0	0	0	0	0	0
m. <u>Destruction/damage/ vandalism of property</u>	0	0	0	0	0	0	0

Criminal offense	Occurrences of Hate crimes						
	2011 Total	Category of Bias for crimes reported in 2011					
		Race	Religion	Sexual orientation	Gender	Disability	Ethnicity/ National origin
a. <u>Murder/ Non-negligent manslaughter</u>	0	0	0	0	0	0	0
b. <u>Negligent manslaughter</u>							
c. <u>Sex offenses - Forcible</u>	0	0	0	0	0	0	0
d. <u>Sex offenses - Non-forcible</u>	0	0	0	0	0	0	0
Incest	0	0	0	0	0	0	0
Statutory rape	0	0	0	0	0	0	0
e. <u>Robbery</u>	0	0	0	0	0	0	0
f. <u>Aggravated assault</u>	0	0	0	0	0	0	0

g. <u>Burglary</u>	0	0	0	0	0	0	0
h. <u>Motor vehicle theft</u>	0	0	0	0	0	0	0
i. <u>Arson</u>	0	0	0	0	0	0	0
j. <u>Simple assault</u>	0	0	0	0	0	0	0
k. <u>Larceny-theft</u>	0	0	0	0	0	0	0
l. <u>Intimidation</u>	0	0	0	0	0	0	0
m. <u>Destruction/damage/ vandalism of property</u>	0	0	0	0	0	0	0

Caveat:

If you have changed prior years' data, you must add a caveat explaining the change. Use the following format: "For (YEAR), Line (X) was changed from (A) to (B) because (REASON)."

Hate Crimes - Public Property

For the criminal offenses listed below, first enter the total number of Hate Crimes that were reported to have occurred on Public Property. Then break down each total by category of bias (e.g., race, religion).

Criminal offense	Occurrences of Hate crimes						
	2013 Total	Category of Bias for crimes reported in 2013					
		Race	Religion	Sexual orientation	Gender	Disability	Ethnicity/ National origin
a. <u>Murder/ Non-negligent manslaughter</u>	0	0	0	0	0	0	0
b. <u>Negligent manslaughter</u>							
c. <u>Sex offenses - Forcible</u>	0	0	0	0	0	0	0
d. <u>Sex offenses - Non-forcible</u>	0	0	0	0	0	0	0
Incest	0	0	0	0	0	0	0
Statutory rape	0	0	0	0	0	0	0
e. <u>Robbery</u>	0	0	0	0	0	0	0
f. <u>Aggravated assault</u>	0	0	0	0	0	0	0
g. <u>Burglary</u>	0	0	0	0	0	0	0
h. <u>Motor vehicle theft</u> (Do not include theft from a motor vehicle)	0	0	0	0	0	0	0
i. <u>Arson</u>	0	0	0	0	0	0	0
j. <u>Simple assault</u>	0	0	0	0	0	0	0
k. <u>Larceny-theft</u>	0	0	0	0	0	0	0
l. <u>Intimidation</u>	0	0	0	0	0	0	0
m. <u>Destruction/damage/ vandalism of property</u>	0	0	0	0	0	0	0

Criminal offense	Occurrences of Hate crimes						
	2012 Total	Category of Bias for crimes reported in 2012					
		Race	Religion	Sexual orientation	Gender	Disability	Ethnicity/ National origin
a. <u>Murder/ Non-negligent manslaughter</u>	0	0	0	0	0	0	0
b. <u>Negligent manslaughter</u>							
c. <u>Sex offenses - Forcible</u>	0	0	0	0	0	0	0
d. <u>Sex offenses - Non-forcible</u>	0	0	0	0	0	0	0
Incest	0	0	0	0	0	0	0
Statutory rape	0	0	0	0	0	0	0
e. <u>Robbery</u>	0	0	0	0	0	0	0
f. <u>Aggravated assault</u>	0	0	0	0	0	0	0
g. <u>Burglary</u>	0	0	0	0	0	0	0
h. <u>Motor vehicle theft</u> (Do not include theft from a motor vehicle)	0	0	0	0	0	0	0
i. <u>Arson</u>	0	0	0	0	0	0	0
j. <u>Simple assault</u>	0	0	0	0	0	0	0
k. <u>Larceny-theft</u>	0	0	0	0	0	0	0
l. <u>Intimidation</u>	0	0	0	0	0	0	0
m. <u>Destruction/damage/ vandalism of property</u>	0	0	0	0	0	0	0

Criminal offense	Occurrences of Hate crimes						
	2011 Total	Category of Bias for crimes reported in 2011					
		Race	Religion	Sexual orientation	Gender	Disability	Ethnicity/ National origin
a. <u>Murder/ Non-negligent manslaughter</u>	0	0	0	0	0	0	0
b. <u>Negligent manslaughter</u>							
c. <u>Sex offenses - Forcible</u>	0	0	0	0	0	0	0
d. <u>Sex offenses - Non-forcible</u>	0	0	0	0	0	0	0
Incest	0	0	0	0	0	0	0
Statutory rape	0	0	0	0	0	0	0
e. <u>Robbery</u>	0	0	0	0	0	0	0
f. <u>Aggravated assault</u>	0	0	0	0	0	0	0

g. <u>Burglary</u>	0	0	0	0	0	0	0
h. <u>Motor vehicle theft</u>	0	0	0	0	0	0	0
i. <u>Arson</u>	0	0	0	0	0	0	0
j. <u>Simple assault</u>	0	0	0	0	0	0	0
k. <u>Larceny-theft</u>	0	0	0	0	0	0	0
l. <u>Intimidation</u>	0	0	0	0	0	0	0
m. <u>Destruction/damage/ vandalism of property</u>	0	0	0	0	0	0	0

Caveat:

If you have changed prior years' data, you must add a caveat explaining the change. Use the following format: "For (YEAR), Line (X) was changed from (A) to (B) because (REASON)."

Arrests - On campus

Enter the number of Arrests for each of the following crimes that occurred On Campus.

Do NOT include drunkenness or driving under the influence in Liquor law violations.

Crime	Number of Arrests		
	2011	2012	2013
a. <u>Weapons: carrying, possessing, etc.</u>	0	0	0
b. <u>Drug abuse violations</u>	0	0	0
c. <u>Liquor law violations</u>	0	0	0

Caveat:

If you have changed prior years' data, you must add a caveat explaining the change. Use the following format: "For (YEAR), Line (X) was changed from (A) to (B) because (REASON)."

Arrests - Public Property

Enter the number of Arrests for each of the following crimes that occurred on Public Property.

Do NOT include drunkenness or driving under the influence in Liquor law violations.

Crime	Number of Arrests		
	2011	2012	2013
a. <u>Weapons: carrying, possessing, etc.</u>	0	0	0
b. <u>Drug abuse violations</u>	0	0	0
c. <u>Liquor law violations</u>	0	0	0

Caveat:

If you have changed prior years' data, you must add a caveat explaining the change. Use the following format: "For (YEAR), Line (X) was changed from (A) to (B) because (REASON)."

Disciplinary Actions - On Campus

Enter the number of persons referred for disciplinary action for crimes that occurred On Campus for each of the following categories.

Do not include disciplinary actions that were strictly for school policy violations.

If the disciplinary action is the result of an arrest, please do not count it here; count the violation as 1 arrest.

Do NOT include drunkenness or driving under the influence in Liquor law violations.

Crime	Number of persons referred for Disciplinary Action		
	2011	2012	2013
a. <u>Weapons: carrying, possessing, etc.</u>	0	0	0
b. <u>Drug abuse violations</u>	0	0	0
c. <u>Liquor law violations</u>	0	0	0

Caveat:

If you have changed prior years' data, you must add a caveat explaining the change. Use the following format: "For (YEAR), Line (X) was changed from (A) to (B) because (REASON)."

Disciplinary Actions - Public Property

Enter the number of persons referred for disciplinary action for crimes that occurred on Public Property for each of the following categories.

Do not include disciplinary actions that were strictly for school policy violations.


If the disciplinary action is the result of an arrest, please do not count it here; count the violation as 1 arrest.

Do NOT include drunkenness or driving under the influence in Liquor law violations.

Crime	Number of persons referred for Disciplinary Action		
	2011	2012	2013
a. <u>Weapons: carrying, possessing, etc.</u>	0	0	0
b. <u>Drug abuse violations</u>	0	0	0
c. <u>Liquor law violations</u>	0	0	0

Caveat:

If you have changed prior years' data, you must add a caveat explaining the change. Use the following format: "For (YEAR), Line (X) was changed from (A) to (B) because (REASON)."



2014 Campus Safety and Security Survey

Institution: Florida Parishes Campus (160667003)

User ID: C1606671

Screening Questions

Please answer these questions carefully. The answers you provide will determine which screens you will be asked to complete for this data collection.

1. Does your institution provide On-campus Student Housing Facilities?

No.

Yes. (If Yes is selected, you must enter the number of student housing facilities below and enter Fire Statistics for each facility.)

Number of On-campus Student Housing Facilities:

2. Does your institution have any noncampus buildings or properties?

Yes

No

3. Have you combined statistics that you received from the local or state police with your institution statistics for this report? If you answer No to this question, you will be asked to provide the data you received from the local and state police separately.

Yes. Local and/or state law enforcement agencies provided us with statistics that we are combining with statistics collected by our campus security authorities.

No. We are not combining the statistics because we cannot determine whether the statistics we obtained from local and/or state law enforcement agencies are for on-campus incidents or public property incidents.

Not available. We cannot determine if the statistics we obtained from local and/or state law enforcement agencies are for our Clery geography.

Not available. We made a good-faith effort to obtain statistics from local and/or state law enforcement agencies, but the agencies did not comply with our request.

Criminal Offenses - On campus

For each of the following criminal offenses, enter the number reported to have occurred On Campus.

Criminal offense	Total occurrences On campus		
	2011	2012	2013
a. <u>Murder/Non-negligent manslaughter</u>	0	0	0
b. <u>Negligent manslaughter</u>	0	0	0
c. <u>Sex offenses - Forcible</u>	0	0	0
d. <u>Sex offenses - Non-forcible</u>	0	0	0
Incest	0	0	0
Statutory rape	0	0	0
e. <u>Robbery</u>	0	0	0
f. <u>Aggravated assault</u>	0	0	0
g. <u>Burglary</u>	0	0	0
h. <u>Motor vehicle theft</u> (Do not include theft from a motor vehicle)	0	0	0
i. <u>Arson</u>	0	0	0

Caveat:
If you have changed prior years' data, you must add a caveat explaining the change. Use the following format: "For (YEAR), Line (X) was changed from (A) to (B) because (REASON)."

Criminal Offenses - Public Property

For each of the following criminal offenses, enter the number reported to have occurred on Public Property.

Criminal offense	Total occurrences on Public Property		
	2011	2012	2013
a. <u>Murder/Non-negligent manslaughter</u>	0	0	0
b. <u>Negligent manslaughter</u>	0	0	0
c. <u>Sex offenses - Forcible</u>	0	0	0
d. <u>Sex offenses - Non-forcible</u>	0	0	0
Incest	0	0	0
Statutory rape	0	0	0
e. <u>Robbery</u>	0	0	0
f. <u>Aggravated assault</u>	0	0	0
g. <u>Burglary</u>	0	0	0
h. <u>Motor vehicle theft</u> (Do not include theft <i>from</i> a motor vehicle)	0	0	0
i. <u>Arson</u>	0	0	0

Caveat:

If you have changed prior years' data, you must add a caveat explaining the change. Use the following format: "For (YEAR), Line (X) was changed from (A) to (B) because (REASON)."

Hate Crimes - On campus

For the criminal offenses listed below, first enter the total number of Hate Crimes that were reported to have occurred On campus. Then break down each total by category of bias (e.g., race, religion).

Criminal offense	Occurrences of Hate crimes						
	2013 Total	Category of Bias for crimes reported in 2013					
		Race	Religion	Sexual orientation	Gender	Disability	Ethnicity/ National origin
a. <u>Murder/ Non-negligent manslaughter</u>	0	0	0	0	0	0	0
b. <u>Negligent manslaughter</u>							
c. <u>Sex offenses - Forcible</u>	0	0	0	0	0	0	0
d. <u>Sex offenses - Non-forcible</u>	0	0	0	0	0	0	0
Incest	0	0	0	0	0	0	0
Statutory rape	0	0	0	0	0	0	0
e. <u>Robbery</u>	0	0	0	0	0	0	0
f. <u>Aggravated assault</u>	0	0	0	0	0	0	0
g. <u>Burglary</u>	0	0	0	0	0	0	0
h. <u>Motor vehicle theft</u> (Do not include theft from a motor vehicle)	0	0	0	0	0	0	0
i. <u>Arson</u>	0	0	0	0	0	0	0
j. <u>Simple assault</u>	0	0	0	0	0	0	0
k. <u>Larceny-theft</u>	0	0	0	0	0	0	0
l. <u>Intimidation</u>	0	0	0	0	0	0	0
m. <u>Destruction/damage/ vandalism of property</u>	0	0	0	0	0	0	0

Criminal offense	Occurrences of Hate crimes						
	2012 Total	Category of Bias for crimes reported in 2012					
		Race	Religion	Sexual orientation	Gender	Disability	Ethnicity/ National origin
a. <u>Murder/ Non-negligent manslaughter</u>	0	0	0	0	0	0	0
b. <u>Negligent manslaughter</u>							
c. <u>Sex offenses - Forcible</u>	0	0	0	0	0	0	0
d. <u>Sex offenses - Non-forcible</u>	0	0	0	0	0	0	0
Incest	0	0	0	0	0	0	0
Statutory rape	0	0	0	0	0	0	0
e. <u>Robbery</u>	0	0	0	0	0	0	0
f. <u>Aggravated assault</u>	0	0	0	0	0	0	0
g. <u>Burglary</u>	0	0	0	0	0	0	0
h. <u>Motor vehicle theft</u> (Do not include theft from a motor vehicle)	0	0	0	0	0	0	0
i. <u>Arson</u>	0	0	0	0	0	0	0
j. <u>Simple assault</u>	0	0	0	0	0	0	0
k. <u>Larceny-theft</u>	0	0	0	0	0	0	0
l. <u>Intimidation</u>	0	0	0	0	0	0	0
m. <u>Destruction/damage/ vandalism of property</u>	0	0	0	0	0	0	0

Criminal offense	Occurrences of Hate crimes						
	2011 Total	Category of Bias for crimes reported in 2011					
		Race	Religion	Sexual orientation	Gender	Disability	Ethnicity/ National origin
a. <u>Murder/ Non-negligent manslaughter</u>	0	0	0	0	0	0	0
b. <u>Negligent manslaughter</u>							
c. <u>Sex offenses - Forcible</u>	0	0	0	0	0	0	0
d. <u>Sex offenses - Non-forcible</u>	0	0	0	0	0	0	0
Incest	0	0	0	0	0	0	0
Statutory rape	0	0	0	0	0	0	0
e. <u>Robbery</u>	0	0	0	0	0	0	0
f. <u>Aggravated assault</u>	0	0	0	0	0	0	0

g. <u>Burglary</u>	0	0	0	0	0	0	0
h. <u>Motor vehicle theft</u>	0	0	0	0	0	0	0
i. <u>Arson</u>	0	0	0	0	0	0	0
j. <u>Simple assault</u>	0	0	0	0	0	0	0
k. <u>Larceny-theft</u>	0	0	0	0	0	0	0
l. <u>Intimidation</u>	0	0	0	0	0	0	0
m. <u>Destruction/damage/ vandalism of property</u>	0	0	0	0	0	0	0

Caveat:

If you have changed prior years' data, you must add a caveat explaining the change. Use the following format: "For (YEAR), Line (X) was changed from (A) to (B) because (REASON)."

Hate Crimes - Public Property

For the criminal offenses listed below, first enter the total number of Hate Crimes that were reported to have occurred on Public Property. Then break down each total by category of bias (e.g., race, religion).

Criminal offense	Occurrences of Hate crimes						
	2013 Total	Category of Bias for crimes reported in 2013					
		Race	Religion	Sexual orientation	Gender	Disability	Ethnicity/ National origin
a. <u>Murder/ Non-negligent manslaughter</u>	0	0	0	0	0	0	0
b. <u>Negligent manslaughter</u>							
c. <u>Sex offenses - Forcible</u>	0	0	0	0	0	0	0
d. <u>Sex offenses - Non-forcible</u>	0	0	0	0	0	0	0
Incest	0	0	0	0	0	0	0
Statutory rape	0	0	0	0	0	0	0
e. <u>Robbery</u>	0	0	0	0	0	0	0
f. <u>Aggravated assault</u>	0	0	0	0	0	0	0
g. <u>Burglary</u>	0	0	0	0	0	0	0
h. <u>Motor vehicle theft</u> (Do not include theft from a motor vehicle)	0	0	0	0	0	0	0
i. <u>Arson</u>	0	0	0	0	0	0	0
j. <u>Simple assault</u>	0	0	0	0	0	0	0
k. <u>Larceny-theft</u>	0	0	0	0	0	0	0
l. <u>Intimidation</u>	0	0	0	0	0	0	0
m. <u>Destruction/damage/ vandalism of property</u>	0	0	0	0	0	0	0

Criminal offense	Occurrences of Hate crimes						
	2012 Total	Category of Bias for crimes reported in 2012					
		Race	Religion	Sexual orientation	Gender	Disability	Ethnicity/ National origin
a. <u>Murder/ Non-negligent manslaughter</u>	0	0	0	0	0	0	0
b. <u>Negligent manslaughter</u>							
c. <u>Sex offenses - Forcible</u>	0	0	0	0	0	0	0
d. <u>Sex offenses - Non-forcible</u>	0	0	0	0	0	0	0
Incest	0	0	0	0	0	0	0
Statutory rape	0	0	0	0	0	0	0
e. <u>Robbery</u>	0	0	0	0	0	0	0
f. <u>Aggravated assault</u>	0	0	0	0	0	0	0
g. <u>Burglary</u>	0	0	0	0	0	0	0
h. <u>Motor vehicle theft</u> (Do not include theft from a motor vehicle)	0	0	0	0	0	0	0
i. <u>Arson</u>	0	0	0	0	0	0	0
j. <u>Simple assault</u>	0	0	0	0	0	0	0
k. <u>Larceny-theft</u>	0	0	0	0	0	0	0
l. <u>Intimidation</u>	0	0	0	0	0	0	0
m. <u>Destruction/damage/ vandalism of property</u>	0	0	0	0	0	0	0

Criminal offense	Occurrences of Hate crimes						
	2011 Total	Category of Bias for crimes reported in 2011					
		Race	Religion	Sexual orientation	Gender	Disability	Ethnicity/ National origin
a. <u>Murder/ Non-negligent manslaughter</u>	0	0	0	0	0	0	0
b. <u>Negligent manslaughter</u>							
c. <u>Sex offenses - Forcible</u>	0	0	0	0	0	0	0
d. <u>Sex offenses - Non-forcible</u>	0	0	0	0	0	0	0
Incest	0	0	0	0	0	0	0
Statutory rape	0	0	0	0	0	0	0
e. <u>Robbery</u>	0	0	0	0	0	0	0
f. <u>Aggravated assault</u>	0	0	0	0	0	0	0

g. <u>Burglary</u>	0	0	0	0	0	0	0
h. <u>Motor vehicle theft</u>	0	0	0	0	0	0	0
i. <u>Arson</u>	0	0	0	0	0	0	0
j. <u>Simple assault</u>	0	0	0	0	0	0	0
k. <u>Larceny-theft</u>	0	0	0	0	0	0	0
l. <u>Intimidation</u>	0	0	0	0	0	0	0
m. <u>Destruction/damage/ vandalism of property</u>	0	0	0	0	0	0	0

Caveat:

If you have changed prior years' data, you must add a caveat explaining the change. Use the following format: "For (YEAR), Line (X) was changed from (A) to (B) because (REASON)."

Arrests - On campus

Enter the number of Arrests for each of the following crimes that occurred On Campus.

Do NOT include drunkenness or driving under the influence in Liquor law violations.

Crime	Number of Arrests		
	2011	2012	2013
a. <u>Weapons: carrying, possessing, etc.</u>	0	0	0
b. <u>Drug abuse violations</u>	0	0	0
c. <u>Liquor law violations</u>	0	0	0

Caveat:

If you have changed prior years' data, you must add a caveat explaining the change. Use the following format: "For (YEAR), Line (X) was changed from (A) to (B) because (REASON)."

Arrests - Public Property

Enter the number of Arrests for each of the following crimes that occurred on Public Property.

Do NOT include drunkenness or driving under the influence in Liquor law violations.

Crime	Number of Arrests		
	2011	2012	2013
a. <u>Weapons: carrying, possessing, etc.</u>	0	0	0
b. <u>Drug abuse violations</u>	0	0	0
c. <u>Liquor law violations</u>	0	0	0

Caveat:

If you have changed prior years' data, you must add a caveat explaining the change. Use the following format: "For (YEAR), Line (X) was changed from (A) to (B) because (REASON)."

Disciplinary Actions - On Campus

Enter the number of persons referred for disciplinary action for crimes that occurred On Campus for each of the following categories.

Do not include disciplinary actions that were strictly for school policy violations.

If the disciplinary action is the result of an arrest, please do not count it here; count the violation as 1 arrest.

Do NOT include drunkenness or driving under the influence in Liquor law violations.

Crime	Number of persons referred for Disciplinary Action		
	2011	2012	2013
a. <u>Weapons: carrying, possessing, etc.</u>	0	0	0
b. <u>Drug abuse violations</u>	0	0	0
c. <u>Liquor law violations</u>	0	0	0

Caveat:

If you have changed prior years' data, you must add a caveat explaining the change. Use the following format: "For (YEAR), Line (X) was changed from (A) to (B) because (REASON)."

Disciplinary Actions - Public Property

Enter the number of persons referred for disciplinary action for crimes that occurred on Public Property for each of the following categories.

Do not include disciplinary actions that were strictly for school policy violations.


If the disciplinary action is the result of an arrest, please do not count it here; count the violation as 1 arrest.

Do NOT include drunkenness or driving under the influence in Liquor law violations.

Crime	Number of persons referred for Disciplinary Action		
	2011	2012	2013
a. <u>Weapons: carrying, possessing, etc.</u>	0	0	0
b. <u>Drug abuse violations</u>	0	0	0
c. <u>Liquor law violations</u>	0	0	0

Caveat:

If you have changed prior years' data, you must add a caveat explaining the change. Use the following format: "For (YEAR), Line (X) was changed from (A) to (B) because (REASON)."



2014 Campus Safety and Security Survey

Institution: Slidell (160667004)
User ID: C1606671

Screening Questions

Please answer these questions carefully. The answers you provide will determine which screens you will be asked to complete for this data collection.

1. Does your institution provide On-campus Student Housing Facilities?

No.

Yes. (If Yes is selected, you must enter the number of student housing facilities below and enter Fire Statistics for each facility.)

Number of On-campus Student Housing Facilities:

2. Does your institution have any noncampus buildings or properties?

Yes

No

3. Have you combined statistics that you received from the local or state police with your institution statistics for this report? If you answer No to this question, you will be asked to provide the data you received from the local and state police separately.

Yes. Local and/or state law enforcement agencies provided us with statistics that we are combining with statistics collected by our campus security authorities.

No. We are not combining the statistics because we cannot determine whether the statistics we obtained from local and/or state law enforcement agencies are for on-campus incidents or public property incidents.

Not available. We cannot determine if the statistics we obtained from local and/or state law enforcement agencies are for our Clery geography.

Not available. We made a good-faith effort to obtain statistics from local and/or state law enforcement agencies, but the agencies did not comply with our request.

Criminal Offenses - On campus

For each of the following criminal offenses, enter the number reported to have occurred On Campus.

Criminal offense	Total occurrences On campus		
	2011	2012	2013
a. <u>Murder/Non-negligent manslaughter</u>		0	0
b. <u>Negligent manslaughter</u>		0	0
c. <u>Sex offenses - Forcible</u>		0	0
d. <u>Sex offenses - Non-forcible</u>		0	0
Incest		0	0
Statutory rape		0	0
e. <u>Robbery</u>		0	0
f. <u>Aggravated assault</u>		0	0
g. <u>Burglary</u>		0	0
h. <u>Motor vehicle theft</u> (Do not include theft <i>from</i> a motor vehicle)		0	0
i. <u>Arson</u>		0	0

Caveat:

If you have changed prior years' data, you must add a caveat explaining the change. Use the following format: "For (YEAR), Line (X) was changed from (A) to (B) because (REASON)."

Criminal Offenses - Public Property

For each of the following criminal offenses, enter the number reported to have occurred on Public Property.

Criminal offense	Total occurrences on Public Property		
	2011	2012	2013
a. <u>Murder/Non-negligent manslaughter</u>		0	0
b. <u>Negligent manslaughter</u>		0	0
c. <u>Sex offenses - Forcible</u>		0	0
d. <u>Sex offenses - Non-forcible</u>		0	0
Incest		0	0
Statutory rape		0	0
e. <u>Robbery</u>		0	0
f. <u>Aggravated assault</u>		0	0
g. <u>Burglary</u>		0	0
h. <u>Motor vehicle theft</u> (Do not include theft <i>from</i> a motor vehicle)		0	0
i. <u>Arson</u>		0	0

Caveat:

If you have changed prior years' data, you must add a caveat explaining the change. Use the following format: "For (YEAR), Line (X) was changed from (A) to (B) because (REASON)."

Hate Crimes - On campus

For the criminal offenses listed below, first enter the total number of Hate Crimes that were reported to have occurred On campus. Then break down each total by category of bias (e.g., race, religion).

Criminal offense	Occurrences of Hate crimes						
	2013 Total	Category of Bias for crimes reported in 2013					
		Race	Religion	Sexual orientation	Gender	Disability	Ethnicity/ National origin
a. <u>Murder/ Non-negligent manslaughter</u>	0	0	0	0	0	0	0
b. <u>Negligent manslaughter</u>							
c. <u>Sex offenses - Forcible</u>	0	0	0	0	0	0	0
d. <u>Sex offenses - Non-forcible</u>	0	0	0	0	0	0	0
Incest	0	0	0	0	0	0	0
Statutory rape	0	0	0	0	0	0	0
e. <u>Robbery</u>	0	0	0	0	0	0	0
f. <u>Aggravated assault</u>	0	0	0	0	0	0	0
g. <u>Burglary</u>	0	0	0	0	0	0	0
h. <u>Motor vehicle theft</u> (Do not include theft from a motor vehicle)	0	0	0	0	0	0	0
i. <u>Arson</u>	0	0	0	0	0	0	0
j. <u>Simple assault</u>	0	0	0	0	0	0	0
k. <u>Larceny-theft</u>	0	0	0	0	0	0	0
l. <u>Intimidation</u>	0	0	0	0	0	0	0
m. <u>Destruction/damage/ vandalism of property</u>	0	0	0	0	0	0	0

Criminal offense	Occurrences of Hate crimes						
	2012 Total	Category of Bias for crimes reported in 2012					
		Race	Religion	Sexual orientation	Gender	Disability	Ethnicity/ National origin
a. <u>Murder/ Non-negligent manslaughter</u>	0	0	0	0	0	0	0
b. <u>Negligent manslaughter</u>							
c. <u>Sex offenses - Forcible</u>	0	0	0	0	0	0	0
d. <u>Sex offenses - Non-forcible</u>	0	0	0	0	0	0	0
Incest	0	0	0	0	0	0	0
Statutory rape	0	0	0	0	0	0	0
e. <u>Robbery</u>	0	0	0	0	0	0	0
f. <u>Aggravated assault</u>	0	0	0	0	0	0	0
g. <u>Burglary</u>	0	0	0	0	0	0	0
h. <u>Motor vehicle theft</u> (Do not include theft from a motor vehicle)	0	0	0	0	0	0	0
i. <u>Arson</u>	0	0	0	0	0	0	0
j. <u>Simple assault</u>	0	0	0	0	0	0	0
k. <u>Larceny-theft</u>	0	0	0	0	0	0	0
l. <u>Intimidation</u>	0	0	0	0	0	0	0
m. <u>Destruction/damage/ vandalism of property</u>	0	0	0	0	0	0	0

Criminal offense	Occurrences of Hate crimes						
	2011 Total	Category of Bias for crimes reported in 2011					
		Race	Religion	Sexual orientation	Gender	Disability	Ethnicity/ National origin
a. <u>Murder/ Non-negligent manslaughter</u>							
b. <u>Negligent manslaughter</u>							
c. <u>Sex offenses - Forcible</u>							
d. <u>Sex offenses - Non-forcible</u>							
Incest							
Statutory rape							
e. <u>Robbery</u>							
f. <u>Aggravated assault</u>							

g. <u>Burglary</u>							
h. <u>Motor vehicle theft</u>							
i. <u>Arson</u>							
j. <u>Simple assault</u>							
k. <u>Larceny-theft</u>							
l. <u>Intimidation</u>							
m. <u>Destruction/damage/ vandalism of property</u>							

Caveat:
If you have changed prior years' data, you must add a caveat explaining the change. Use the following format: "For (YEAR), Line (X) was changed from (A) to (B) because (REASON)."

Hate Crimes - Public Property

For the criminal offenses listed below, first enter the total number of Hate Crimes that were reported to have occurred on Public Property. Then break down each total by category of bias (e.g., race, religion).

Criminal offense	Occurrences of Hate crimes						
	2013 Total	Category of Bias for crimes reported in 2013					
		Race	Religion	Sexual orientation	Gender	Disability	Ethnicity/ National origin
a. <u>Murder/ Non-negligent manslaughter</u>	0	0	0	0	0	0	0
b. <u>Negligent manslaughter</u>							
c. <u>Sex offenses - Forcible</u>	0	0	0	0	0	0	0
d. <u>Sex offenses - Non-forcible</u>	0	0	0	0	0	0	0
Incest	0	0	0	0	0	0	0
Statutory rape	0	0	0	0	0	0	0
e. <u>Robbery</u>	0	0	0	0	0	0	0
f. <u>Aggravated assault</u>	0	0	0	0	0	0	0
g. <u>Burglary</u>	0	0	0	0	0	0	0
h. <u>Motor vehicle theft</u> (Do not include theft from a motor vehicle)	0	0	0	0	0	0	0
i. <u>Arson</u>	0	0	0	0	0	0	0
j. <u>Simple assault</u>	0	0	0	0	0	0	0
k. <u>Larceny-theft</u>	0	0	0	0	0	0	0
l. <u>Intimidation</u>	0	0	0	0	0	0	0
m. <u>Destruction/damage/ vandalism of property</u>	0	0	0	0	0	0	0

Criminal offense	Occurrences of Hate crimes						
	2012 Total	Category of Bias for crimes reported in 2012					
		Race	Religion	Sexual orientation	Gender	Disability	Ethnicity/ National origin
a. <u>Murder/ Non-negligent manslaughter</u>	0	0	0	0	0	0	0
b. <u>Negligent manslaughter</u>							
c. <u>Sex offenses - Forcible</u>	0	0	0	0	0	0	0
d. <u>Sex offenses - Non-forcible</u>	0	0	0	0	0	0	0
Incest	0	0	0	0	0	0	0
Statutory rape	0	0	0	0	0	0	0
e. <u>Robbery</u>	0	0	0	0	0	0	0
f. <u>Aggravated assault</u>	0	0	0	0	0	0	0
g. <u>Burglary</u>	0	0	0	0	0	0	0
h. <u>Motor vehicle theft</u> (Do not include theft from a motor vehicle)	0	0	0	0	0	0	0
i. <u>Arson</u>	0	0	0	0	0	0	0
j. <u>Simple assault</u>	0	0	0	0	0	0	0
k. <u>Larceny-theft</u>	0	0	0	0	0	0	0
l. <u>Intimidation</u>	0	0	0	0	0	0	0
m. <u>Destruction/damage/ vandalism of property</u>	0	0	0	0	0	0	0

Criminal offense	Occurrences of Hate crimes						
	2011 Total	Category of Bias for crimes reported in 2011					
		Race	Religion	Sexual orientation	Gender	Disability	Ethnicity/ National origin
a. <u>Murder/ Non-negligent manslaughter</u>							
b. <u>Negligent manslaughter</u>							
c. <u>Sex offenses - Forcible</u>							
d. <u>Sex offenses - Non-forcible</u>							
Incest							
Statutory rape							
e. <u>Robbery</u>							
f. <u>Aggravated assault</u>							

g. <u>Burglary</u>							
h. <u>Motor vehicle theft</u>							
i. <u>Arson</u>							
j. <u>Simple assault</u>							
k. <u>Larceny-theft</u>							
l. <u>Intimidation</u>							
m. <u>Destruction/damage/ vandalism of property</u>							

Caveat:
If you have changed prior years' data, you must add a caveat explaining the change. Use the following format: "For (YEAR), Line (X) was changed from (A) to (B) because (REASON)."

Arrests - On campus

Enter the number of Arrests for each of the following crimes that occurred On Campus.

Do NOT include drunkenness or driving under the influence in Liquor law violations.

Crime	Number of Arrests		
	2011	2012	2013
a. <u>Weapons: carrying, possessing, etc.</u>		0	0
b. <u>Drug abuse violations</u>		0	0
c. <u>Liquor law violations</u>		0	0

Caveat:

If you have changed prior years' data, you must add a caveat explaining the change. Use the following format: "For (YEAR), Line (X) was changed from (A) to (B) because (REASON)."

Arrests - Public Property

Enter the number of Arrests for each of the following crimes that occurred on Public Property.

Do NOT include drunkenness or driving under the influence in Liquor law violations.

Crime	Number of Arrests		
	2011	2012	2013
a. <u>Weapons: carrying, possessing, etc.</u>		0	0
b. <u>Drug abuse violations</u>		0	0
c. <u>Liquor law violations</u>		0	0

Caveat:

If you have changed prior years' data, you must add a caveat explaining the change. Use the following format: "For (YEAR), Line (X) was changed from (A) to (B) because (REASON)."

Disciplinary Actions - On Campus

Enter the number of persons referred for disciplinary action for crimes that occurred On Campus for each of the following categories.

Do not include disciplinary actions that were strictly for school policy violations.

If the disciplinary action is the result of an arrest, please do not count it here; count the violation as 1 arrest.

Do NOT include drunkenness or driving under the influence in Liquor law violations.

Crime	Number of persons referred for Disciplinary Action		
	2011	2012	2013
a. <u>Weapons: carrying, possessing, etc.</u>		0	0
b. <u>Drug abuse violations</u>		0	0
c. <u>Liquor law violations</u>		0	0

Caveat:

If you have changed prior years' data, you must add a caveat explaining the change. Use the following format: "For (YEAR), Line (X) was changed from (A) to (B) because (REASON)."

Disciplinary Actions - Public Property

Enter the number of persons referred for disciplinary action for crimes that occurred on Public Property for each of the following categories.

Do not include disciplinary actions that were strictly for school policy violations.

If the disciplinary action is the result of an arrest, please do not count it here; count the violation as 1 arrest.

Do NOT include drunkenness or driving under the influence in Liquor law violations.

Crime	Number of persons referred for Disciplinary Action		
	2011	2012	2013
a. <u>Weapons: carrying, possessing, etc.</u>		0	0
b. <u>Drug abuse violations</u>		0	0
c. <u>Liquor law violations</u>		0	0

Caveat:

If you have changed prior years' data, you must add a caveat explaining the change. Use the following format: "For (YEAR), Line (X) was changed from (A) to (B) because (REASON)."

